

Spring Show 2024

Saturday

March 16th

Otterton Village Hall

2pm to 4.30pm

followed by prize giving

Refreshments from 2.30pm

Exhibits to be staged by 10.30am

Admission £1.00 - children free

Entries close Thursday March 14th

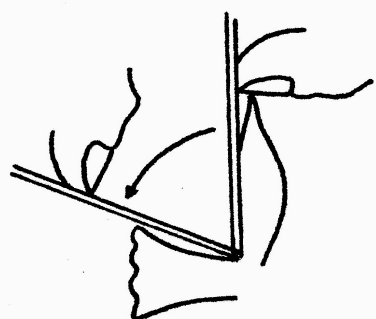
See guidelines for exhibitors on page 6

How to classify your daffodils

For the purposes of our shows, most daffodils are classified according to the length of the central 'cup' in relation to the length of the petals. We use the Royal Horticultural Society's classification system for the various daffodil types: Trumpet (Division 1); Long Cup (Division 2); Short Cup (Division 3).

Easy measuring

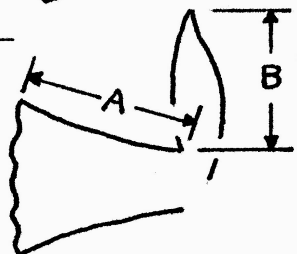
A simple way to check your blooms is to use a plastic plant label, keeping its pointed end in the 'V' where the base of the petal meets the cup. Firstly, measure the petal, holding your thumb against the label as a marker, and then tilt the label down to gauge the relative length of the cup.



TRUMPET daffodil (Div. 1)

One flower per stem. The cup is as long as, or longer than, the petal.

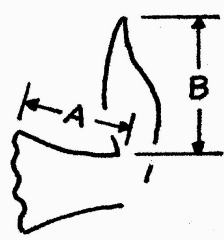
'A' is equal to or longer than 'B'



LONG CUP daffodil (Div. 2)

One flower per stem. The cup is shorter than the petal but more than one-third of the petal's length.

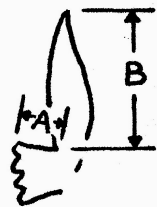
'A' is shorter than but more than one-third of 'B'



SHORT CUP daffodil (Div. 3)

One flower per stem. The cup is not more than one-third of the petal's length and may be less.

'A' is not longer than one-third of 'B' and can be shorter



SHOW RULES

- 1 The Spring Show will normally be held on a Saturday in March or April, annually, the date to be determined by the club's committee.
- 2 Entry to all classes is open to all comers.
- 3 No fee will be charged for entering exhibits.
- 4 Except for the floral decoration, home-made produce and children's classes, all entries must have been grown by the exhibitor.
- 5 All entries must be made on the form supplied, and must reach the show secretary by 9pm two days prior to the show.
- 6 All entries must be staged by 10.30am and not removed until after the prize giving.
- 7 Not more than one entry will be accepted for each class from any one exhibitor.
- 8 The judges' decision shall be final and not open to dispute.
- 9 Judges shall not be exhibitors in the show and will not be present during the staging of exhibits.
- 10 No person may steward in any section in which he/she is an exhibitor.
- 11 The club will take ordinary care of the exhibits, but cannot be held responsible in any way for damage or loss to persons or property.
- 12 Points awarded for all classes are: 1st - 3 points; 2nd - 2 points; 3rd - 1 point.

SHOW SECRETARY

Iain Ure, Cross Trees, Bell Street, Otterton EX9 7HS, Phone 01395 568822

SPRING SHOW SCHEDULE

Entry form is on page 7

The Short Cup will be awarded to exhibitor gaining most points in show

The club provides vases for classes 1 to 29
 The name daffodil is used for all narcissus types
 See page 2 for daffodil classification guide

Novice Entries

Judge Paul Champion

Awards: Novice Cup (most points)

This section is to encourage people to enter the show with a selection of Flowers from their garden. Club members will help you with setting up. The Novice Classes are for all those who have not won a class before.

1. One vase of any 3 Daffodils.

CUT BLOOMS

Judge Paul Champion

Awards: Dowell Cup (most points); Cut Blooms Cup (best exhibit)

- 3 Three stems any flower not listed in this schedule
- 4 One stem any flower not listed in this schedule
- 5 One bloom of daffodil any division
- 6 One vase 5 daffodils, 5 varieties
- 7 One vase 3 daffodils, trumpet (Div.1), 3 varieties
- 8 One vase 3 daffodils, long cup (Div.2), 3 varieties
- 9 One vase 3 daffodils, short cup (Div.3), 3 varieties
- 10 One vase 3 all yellow trumpet daffodils (Div.1), 1 variety
- 11 One vase 3 all white trumpet daffodils (Div.1), 1 variety
- 12 One vase 3 bi-coloured trumpet daffodils (Div.1), 1 variety
- 13 One vase 3 all white long cup daffodils (Div.2), 1 variety
- 14 One vase 3 all yellow long cup daffodils (Div.2), 1 variety
- 15 One vase 3 bi-coloured long cup daffodils (Div.2), 1 variety
- 16 One vase 3 all-white short cup daffodils (Div.3), 1 variety
- 17 One vase 3 all-yellow short cup daffodils (Div.3), 1 variety
- 18 One vase 3 bi-coloured short cup daffodils (Div.3), 1 variety
- 19 One vase 3 double bloom daffodils, any variety
- 20 One vase 3 multi-headed daffodils, any variety
- 21 One vase 5 miniature daffodils, any variety
- 22 One vase 3 daffodils, any other division not listed above
- 23 One vase 3 stems camellia, one or more varieties
- 24 One bloom camellia, any variety – additional buds to be removed
- 25 One vase 5 stems mixed foliage
- 26 One vase 3 stems mixed flowering shrubs
- 27 One stem hellebore
- 28 Bowl of 5 Floating hellebores, one or more varieties
- 29 One vase 5 grape hyacinths

POT PLANTS

Judge Paul Champion

Award: Plant Cup (most points)

- 30 One plant polyanthus or primrose, any variety or cultivar (max 30cm pot)
- 31 One pot or bowl (max 30cm) flowering bulbs or corms, any variety
- 32 One pot or bowl (max 30cm) any flowering plant - NOT bulb or corm
- 33 One cactus or succulent, any size

Pot sizes: The diameter of a pot is the inside measurement at the top



35 Collection of cacti or succulents

37 Any pot plant, foliage only, not flowering

FLORAL DECORATION

Judge Julia Harrison

Award: Payne Shield (most points)

38 'Olympic Rings'.

Max 45x45cm, height optional.

39 'Spring' an arrangement using only materials from your own or a friend's garden.

Max 45x45cm, height optional

40 'Tutti Frutti' An arrangement in a piece of fruit

Max 20cm x 20cm in any direction

HOME-MADE PRODUCE

Judge Celia Jenkins

Awards: Nora Butler Salver (most points) & Home Produce Cup (best exhibit.)

For cooked items please use your own plates and cover with clear film.

41 Victoria Sandwich with raspberry jam filling.

42 3 Rock Cakes

43 3 Mini Quiches

44 One jar of marmalade

45 Tea Loaf (Men Only)

Photography

Judge Gill Barlow

Up to two entries per exhibitor allowed in this class

52 'The Lower Otter Wetlands' – one print maximum A4 including mount if used.

53 'Local Wildlife' – one print maximum A4 including mount if used

YOUNG GROWERS TROPHY for under-18s

This award will be presented to the young person gaining most points overall in classes 1 to 37. To qualify, the ages of exhibitors under 18 years must be declared on the entry form.

Guidelines for exhibitors

The following notes provide general advice on exhibiting at our shows and an insight into what the judges are looking for. We hope this information will improve your chances of success, but please remember that very few entries are perfect, so don't be deterred from entering whatever you can. Shows are essentially social events which bring us together in a spirit of friendly rivalry. It's nice to win but it really is mainly about taking part.

SELECTION

All exhibits should be as free as possible from blemishes and damage. In classes which stipulate more than one specimen of the same variety, aim primarily for uniformity of size, shape and colour. Try to select 'reserves' which can be used if your first choices are accidentally damaged.

PREPARATION

Cut blooms: Cut stems as long as possible: they can be trimmed during staging (see below). Daffodil buds can be picked two to three days in advance and kept in a warm room so they open in time for the show. Pot plants: Ensure pots are clean and undamaged, and remove any debris from the compost. Fruit and vegetables: Leave stalks intact and retain any natural coating of bloom where possible.

Home-made produce: Plain jam jars (no trade or exhibitors' names) must be used for preserves, and vinegar-resistant lids for chutneys. Do not use honey jars. Chutney does not contain a thickening agent. Use your own plates for cooked items and cover with clear film.

Floral decoration: Background and foot Drapes may be used in 45cm classes.

STAGING

Arrive at the hall in plenty of time to stage your exhibits to best effect before the 10.30am deadline. The club provides vases for all cut-blooms classes and plates for all fruit and vegetables unless stated otherwise. Push newspaper into vases to hold stems in place and arrange blooms asymmetrically rather than all at the same height. Stems must not exceed 45cm below the bloom (or lowest bloom). Arrange fruit and vegetables as attractively as possible on plates. Place your entry cards (obtained from show secretary on your arrival) alongside your exhibits.

ENTRY FORM

Otterton Garden Club Spring Show 2024

| Class | Tick | Class | Tick | Class | Tick |
|-------|------|-------|------|-------|------|
| 1 | | 19 | | 37 | |
| 2 | | 20 | | 38 | |
| 3 | | 21 | | 39 | |
| 4 | | 22 | | 40 | |
| 5 | | 23 | | 41 | |
| 6 | | 24 | | 42 | |
| 7 | | 25 | | 43 | |
| 8 | | 26 | | 44 | |
| 9 | | 27 | | 45 | |
| 10 | | 28 | | 52 | |
| 11 | | 29 | | 53 | |
| 12 | | 30 | | | |
| 13 | | 31 | | | |
| 14 | | 32 | | | |
| 15 | | 33 | | | |
| 16 | | 34 | | | |
| 17 | | 35 | | | |
| 18 | | 36 | | | |

I accept the rules and conditions for entry in this show

I have entered classes. Age if under 18

Name (block capitals)

Address

.....

Phone No.....

E-Mail.....

Form should be returned by Thursday March 14th to: Iain Ure, Cross Trees,
Bell Street, Otterton EX9 7HS Telephone 01395 568822 E-mail ogc@otterton.info
There are no charges for entering exhibits in our shows.